



7 | PLIERS

COMBINATION PLIERS, FLAT NOSE PLIERS,
ROUND NOSE PLIERS, SNIPE NOSE PLIERS
→ PAGE 257



CIRCLIP PLIERS
→ PAGE 262



WATERPUMP PLIERS, PIPE WRENCHES
→ PAGE 264



SELF GRIP WRENCHES
→ PAGE 266



WIRE TWISTING PLIERS, CONNECTOR PLIERS
→ PAGE 268



SIDE CUTTERS, OBLIQUE CUTTER,
TOP CUTTERS
→ PAGE 269



PLASTIC SIDE-CUTTERS
→ PAGE 271



WIRE STRIPPING PLIERS, CABLE SHEAR,
CRIMPING PLIERS, VARIOUS CUTTING PLIERS
→ PAGE 272



SETS OF TOOLS
→ PAGE 275



ELECTRONICS PLIERS
→ PAGE 277



VDE PLIERS
→ PAGE 280





Accurate. Strong. Dependable. **STAHLWILLE** pliers, cutters and wrenches

For accurate work and a powerful grip – with comfy-fit multi-component handles.

When you are working with pliers, your hand needs optimum support and protection in the places where the pressure exerted on the hand is felt most keenly – through ergonomic handle design. STAHLWILLE has integrated softer layers in these sections of the handles. In this way, they fulfil two important functions. They prevent the hand slipping off the handle and, at the same time, absorb the shock produced when hard wires are cut. Even with oily or greasy hands, the textured surface ensures you still have a good grip on things. The special plastic we have used is also resistant to aggressive fluids and, at the end of the lifecycle, can be properly disposed of, because it does not contain PVC.



7

1

Accurate gripping! By using high-grade materials and applying our sophisticated manufacturing techniques, we are able to achieve remarkable accurately shaped jaws.

2

Clean, effortless cutting! Thanks to specially hardened, high-precision cutters.

3

Strain-free working and longer tool lifetimes! Thanks to smooth-action lap-joints.

4

Prevents injuries! The anti-slip protection prevents your hands slipping off towards the jaws.

5

Longer tool lifetime and resistance to aggressive fluids! Thanks to impact-resistant, extremely hard-wearing special plastic.

6

No pinch marks and strain-free working! The ergonomically positioned softer layers improve force transmission.

Combination Pliers

6501 Combination pliers

DIN ISO 5746, precision cutting edges for all wires, incl. piano wire, induction hardened cutting edges, approx. 62 HRC, for long life.



6501 3 160



6501 5 160



6501 6 160

Code	L mm	Head	Handles	③	④	⑤	⑥	△ g
6501 3 160	160	polished	multi-component handles with softer layers	1.8	1.5	10	16	183
6501 3 180	180			2	1.8	12	16	226
6501 3 200	200			2.5	2	13	16	312
6501 5 160	160	chrome plated	multi-component handles with softer layers	1.8	1.5	10	16	210
6501 5 180	180			2	1.8	12	16	235
6501 5 200	200			2.5	2	13	16	368
6501 6 160	160	polished	dip-coated with sure-grip surface	1.8	1.5	10	16	165
6501 6 180	180			2	1.8	12	16	190
6501 6 200	200			2.5	2	13	16	288

③ Cutting capacity in mm for hard wire

④ Cutting capacity in mm for piano wire

⑤ Cutting capacity in mm for cable

⑥ Cutting capacity in mm² for cable

Flat Nose Pliers

6507 Flat nose pliers, short

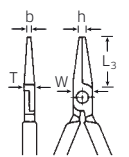
DIN ISO 5745, short, flat serrated jaws.



6507 5 160



6507 6 160



Code	L mm	Head	Handles	L ₃ mm	W mm	D mm	h mm	b mm	△ g
6507 5 160	160	chrome plated	multi-component handles with softer layers	30	17	10	5	9	180
6507 6 160	160	polished	dip-coated with sure-grip surface	30	17	10	5	9	151

6508 Flat nose pliers, long

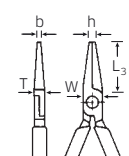
DIN ISO 5745, long, flat serrated jaws.



6508 5 160



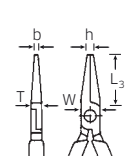
6508 6 160



Code	L mm	Head	Handles	L ₃ mm	W mm	D mm	h mm	b mm	△ g
6508 5 160	160	chrome plated	multi-component handles with softer layers	50	15	8	3	5	160
6508 6 160	160	polished	dip-coated with sure-grip surface	50	15	8	3	5	113

6509 Flat nose pliers, long, with cutter

designed for gripping and manipulating electronic components, long, thin, flat serrated jaws, induction hardened cutting edges, approx. 60 HRC, for soft and hard wires.

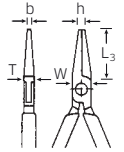


Code	L mm	Head	Handles	L ₃ mm	W mm	D mm	h mm	b mm	△ g
6509 5 160	160	chrome plated	multi-component handles with softer layers	50	15	8	3	5	164

Pliers

6510 Mechanics flat nose pliers

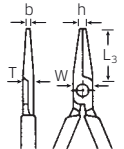
designed for use in fine mechanical and electronics industries, flat, slim, long serrated jaws, box joint, for long life, serrated gripping areas.



Code	L mm	Head	Handles	L ₃ mm	W mm	D mm	h mm	b mm	△△ g
65 10 5 190	190	chrome plated	dip-coated with sure-grip surface	75	13.5	8.5	2	4.5	121

6516 Mechanics flat nose pliers

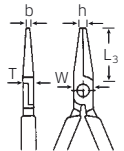
designed for use by instrument mechanics, flat blunt, serrated jaws, wear resistant.



Code	L mm	Head	Handles	L ₃ mm	W mm	D mm	h mm	b mm	△△ g
65 16 5 200	200	chrome plated	dip-coated with sure-grip surface	40	13.5	9.5	2.5	9.5	158

6511 Relay pliers

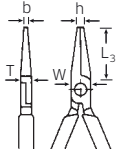
DIN 5235, Form A, flat pointed, for use on contact and relay springs and on small components, smooth jaws.



Code	L mm	Head	Handles	L ₃ mm	W mm	D mm	h mm	b mm	△△ g
65 11 5 135	140	chrome plated	dip-coated with sure-grip surface	33	13	7.5	1	1.5	72

6512 Relay pliers

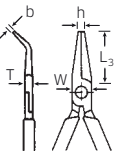
DIN 5235, Form B, flat blunt, for use on contact and relay springs and on small components, smooth jaws.



Code	L mm	Head	Handles	L ₃ mm	W mm	D mm	h mm	b mm	△△ g
65 12 5 135	140	chrome plated	dip-coated with sure-grip surface	33	13	7.5	1	3.5	78

6513 Relay pliers

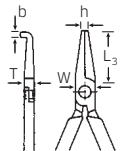
DIN 5235, Form C, flat bent, 45° in line with jaws, for use on contact and relay springs and on small components, smooth jaws.



Code	L mm	Head	Handles	L ₃ mm	W mm	D mm	h mm	b mm	△△ g
65 13 5 135	140	chrome plated	dip-coated with sure-grip surface	31	13	7.5	1	3.5	78

6514 Relay pliers

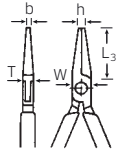
DIN 5235, Form E, flat bent, 90° angle to jaws, for use on contact and relay springs and on small components, smooth jaws.



Code	L mm	Head	Handles	L ₃ mm	W mm	D mm	h mm	b mm	△△ g
65 14 5 135	140	chrome plated	dip-coated with sure-grip surface	33	13	7.5	1	4	76

6518 Mechanics gripping pliers

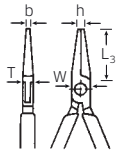
Form A, flat blunt, designed for use by instrument mechanics, wide precision jaws, smooth, tapering, box joint for precise movement.



Code	L mm	Head	Handles	L ₃ mm	W mm	D mm	h mm	b mm	$\frac{\Delta}{g}$
6518 5130	130	chrome plated	dip-coated with sure-grip surface	24	11.5	7	2	6.5	76

6519 Mechanics gripping pliers

Form B, flat pointed, designed for use by instrument mechanics, flat pointed precision jaws, smooth, tapering, box joint for precise movement.

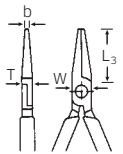


Code	L mm	Head	Handles	L ₃ mm	W mm	D mm	h mm	b mm	$\frac{\Delta}{g}$
6519 5130	130	chrome plated	dip-coated with sure-grip surface	24	11.5	7	1.5	2	72

Round Nose Pliers

6523 Round nose pliers, short

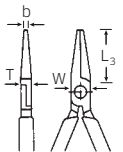
DIN ISO 5745, for bending wire loops and rings, short, round, ground jaws, fine serrations on gripping areas.



Code	L mm	Head	Handles	L ₃ mm	W mm	D mm	b mm	$\frac{\Delta}{g}$
6523 5160	160	chrome plated	multi-component handles with softer layers	30	18	10	3	185

6524 Round nose pliers, long

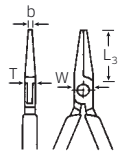
DIN ISO 5745, for bending wire loops and rings, long, round, ground jaws, fine serrations on gripping areas.



Code	L mm	Head	Handles	L ₃ mm	W mm	D mm	b mm	$\frac{\Delta}{g}$
6524 5160	160	chrome plated	multi-component handles with softer layers	47	15.5	8.5	2.5	155

6525 Mechanics round nose pliers

for bending wire loops, round precision jaws, smooth, box joint for precise movement.



Code	L mm	Head	Handles	L ₃ mm	W mm	D mm	b mm	$\frac{\Delta}{g}$
6525 5130	130	chrome plated	dip-coated with sure-grip surface	22	11.5	7	1.5	73

Pliers

Snipe Nose Pliers

6529 Snipe nose pliers with cutter (radio- or telephone pliers)

DIN ISO 5745, Form A (straight), half round, long tapering, serrated jaws, with burner hole, precision cutting edges for soft and hard wires, induction hardened cutting edges, approx. 60 HRC.



Code	L mm	Head	Handles	L ₃ mm	W mm	D mm	h mm	b mm	g
65 29 3 145	140	polished	multi-component handles with softer layers	44	15	8	2.5	2	115
65 29 3 160	160			51	16	9	3	2.5	155
65 29 3 200	200			73	17	9	3	2.5	197
65 29 5 145	140	chrome plated	multi-component handles with softer layers	44	15	8	2.5	2	115
65 29 5 160	160			51	16	9	3	2.5	170
65 29 5 200	200			73	17	9	3	2.5	220
65 29 6 145	140	polished	dip-coated with sure-grip surface	44	15	8	2.5	2	92
65 29 6 160	160			51	16	9	3	2.5	148
65 29 6 200	200			73	17	9	3	2.5	187

6530 Snipe nose pliers with cutter (radio- or telephone pliers)

DIN ISO 5745, Form B, bent 45°, half round, long tapering, serrated jaws, with burner hole, precision cutting edges for soft and hard wires, induction hardened cutting edges, approx. 60 HRC.



Code	L mm	Head	Handles	L ₂ mm	L ₃ mm	W mm	D mm	h mm	b mm	g
65 30 3 160	160	polished	multi-component handles with softer layers	24	55	16	9	3	2.5	145
65 30 3 200	200			28	76	17	9	3.5	2.5	198
65 30 5 160	160	chrome plated	multi-component handles with softer layers	24	55	16	9	3	2.5	170
65 30 5 200	200			28	76	17	9	3.5	2.5	210
65 30 6 160	160	polished	dip-coated with sure-grip surface	24	55	16	9	3	2.5	146
65 30 6 200	200			28	76	17	9	3.5	2.5	178

6531 Mechanics snipe nose pliers

Form A (straight), designed for use on miniature electronic and mechanical components, half round extra thin, long tapering jaws with fine serration, box joint for precise movement.



Code	L mm	Head	Handles	L ₃ mm	W mm	D mm	h mm	b mm	g
65 31 5 170	170	chrome plated	dip-coated with sure-grip surface	63	13.5	8	2.5	2	98

6532 Mechanics snipe nose pliers

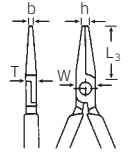
Form B, bent 45°, designed for use on miniature electronic and mechanical components, half round extra thin, long tapering jaws with fine serrations, box joint for precise movement.



Code	L mm	Head	Handles	L ₂ mm	L ₃ mm	W mm	D mm	h mm	b mm	g
65 32 5 170	170	chrome plated	dip-coated with sure-grip surface	24	54	13.5	8	2.5	2	102

6533 Mechanics snipe nose pliers

half round, long tapering, serrated jaws.



Code	L mm	Head	Handles	L ₃ mm	W mm	D mm	h mm	b mm	Δ g
6533 5 160	160	chrome plated	dip-coated with sure-grip surface	50	15	8	3	2.5	129

6534 Mechanics snipe nose pliers

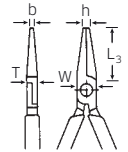
Form A (straight), half round, long tapering, serrated jaws.



6534 5 200



6534 5 280



Code	L mm	Head	Handles	L ₃ mm	W mm	D mm	h mm	b mm	Δ g
6534 5 200	200	chrome plated	multi-component handles with softer layers	76	16	10	3	2.5	220
6534 5 280	280	chrome plated	dip-coated with sure-grip surface	73	20	9.5	3	2.5	255

6535 Mechanics snipe nose pliers

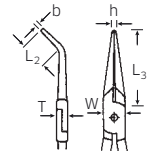
Form B (bent 45°), half round, long tapering, serrated jaws.



6535 5 200



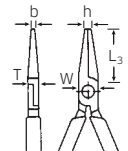
6535 5 280



Code	L mm	Head	Handles	L ₂ mm	L ₃ mm	W mm	D mm	h mm	b mm	Δ g
6535 5 200	200	chrome plated	multi-component handles with softer layers	28	68	17	9.5	3.5	2.5	220
6535 5 280	280	chrome plated	dip-coated with sure-grip surface	28	66	20	9.5	3	2.5	255

6536 Snipe nose pliers (needle pliers)

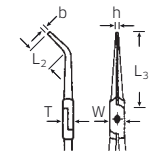
DIN ISO 9655, Form A (straight), designed for use on electronic components, half round, extra long tapering jaws, fine serration.



Code	L mm	Head	Handles	L ₃ mm	W mm	D mm	h mm	b mm	Δ g
6536 5 160	160	chrome plated	dip-coated with sure-grip surface	58	15	8.5	4	3	110

6537 Snipe nose pliers (needle pliers)

Form B, bent 45°, designed for use on electronic components, half round, extra long tapering jaws, fine serration.

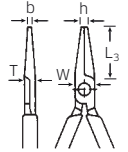


Code	L mm	Head	Handles	L ₂ mm	L ₃ mm	W mm	D mm	h mm	b mm	Δ g
6537 5 160	160	chrome plated	dip-coated with sure-grip surface	25	54	14	8	1	3	115

Pliers

6538 Mechanics snipe nose pliers

designed for use on miniature mechanical components, half round tapering jaws, wear resisting serration.



Code	L mm	Head	Handles	L ₃ mm	W mm	D mm	h mm	b mm	△g
65 38 5 200	200	chrome plated	dip-coated with sure-grip surface	38	13	9.5	2.5	2	157

Circlip Pliers

6543 Circlip pliers for inside circlips

DIN 5256 C, straight, H.D. drop forged, precision points.



65 43 4 002



65 43 6 002

Code	size	L mm	tips Ø mm	for circlip sizes mm	Head	Handles	△g
65 43 4 000	J 0	140	0.9	8-13	matt chrome plated	chrome plated, chequered	90
65 43 4 001	J 1	140	1.3	12-25			90
65 43 4 002	J 2	180	1.8	19-60			135
65 43 4 003	J 3	225	2.3	40-100			195
65 43 4 004	J 4	320	3.2	85-140			419
65 43 6 000	J 0	140	0.9	8-13	polished	dip-coated with sure-grip surface	100
65 43 6 001	J 1	140	1.3	12-25			100
65 43 6 002	J 2	180	1.8	19-60			150
65 43 6 003	J 3	225	2.3	40-100			215
65 43 6 004	J 4	320	3.2	85-140			462

6544 Circlip pliers for inside circlips

DIN 5256 D, bent 90°, H.D. drop forged, precision points.



65 44 4 021



65 44 6 021

Code	size	L mm	tips Ø mm	for circlip sizes mm	Head	Handles	△g
65 44 4 001	J 01	130	0.9	8-13	matt chrome plated	chrome plated, chequered	90
65 44 4 011	J 11	130	1.3	12-25			90
65 44 4 021	J 21	170	1.8	19-60			135
65 44 4 031	J 31	215	2.3	40-100			195
65 44 4 041	J 41	300	3.2	85-140			416
65 44 6 001	J 01	130	0.9	8-13	polished	dip-coated with sure-grip surface	100
65 44 6 011	J 11	130	1.3	12-25			100
65 44 6 021	J 21	170	1.8	19-60			150
65 44 6 031	J 31	215	2.3	40-100			215
65 44 6 041	J 41	300	3.2	85-140			432



6545 Circlip pliers for outside circlips

DIN 5254 A, straight,
H.D. drop forged, precision points,
with wear resistant compression spring.



Code	size	L mm	tips ∅ mm	for circlip sizes mm	Head	Handles	∅ g
6545 4 000	A 0	140	0.9	3-10	matt chrome plated	chrome plated, chequered	95
6545 4 001	A 1	140	1.3	10-25			95
6545 4 002	A 2	180	1.8	19-60			145
6545 4 003	A 3	210	2.3	40-100			205
6545 4 004	A 4	315	3.2	85-140			437
6545 6 000	A 0	140	0.9	3-10	polished	dip-coated with sure-grip surface	105
6545 6 001	A 1	140	1.3	10-25			105
6545 6 002	A 2	180	1.8	19-60			160
6545 6 003	A 3	210	2.3	40-100			232
6545 6 004	A 4	315	3.2	85-140			491

6546 Circlip pliers for outside circlips

DIN 5254 B, bent 90°,
H.D. drop forged, precision points,
with wear resistant compression spring.



Code	size	L mm	tips ∅ mm	for circlip sizes mm	Head	Handles	∅ g
6546 4 001	A 01	125	0.9	3-10	matt chrome plated	chrome plated, chequered	95
6546 4 011	A 11	125	1.3	10-25			95
6546 4 021	A 21	170	1.8	19-60			145
6546 4 031	A 31	200	2.3	40-100			111
6546 4 041	A 41	290	3.2	85-140			431
6546 6 001	A 01	125	0.9	3-10	polished	dip-coated with sure-grip surface	105
6546 6 011	A 11	125	1.3	10-25			105
6546 6 021	A 21	170	1.8	19-60			160
6546 6 031	A 31	200	2.3	40-100			236
6546 6 041	A 41	290	3.2	85-140			468

6547 Special circlip pliers for slotted circlips

for slotted circlips (as used on shafts of engines,
gearboxes, differentials, clutches etc.),
with wear resistant compression spring.



Code	L mm	Head	Handles	∅ g
6547 4 170	170	matt chrome plated	chrome plated, chequered	154
6547 6 170	170	polished	dip-coated with sure-grip surface	162

Pliers

Waterpump Pliers

6551 Waterpump pliers

DIN ISO 8976 (No 207 c),
box joint, 7 adjustment positions
(175 mm 6 adjustment positions),
anti-squeeze protection, Chrome Vanadium.



65 51 5 240



65 51 6 175

Code	L mm	Jaw opening max. mm	Head	Handles	⚖ g
65 51 5 240	240	43	chrome plated	multi-component handles with softer layers	365
65 51 6 175	175	26	black lacquered, jaws polished	black lacquered, box frame polished, dip-coated	173
65 51 6 240	240	43			330
65 51 6 300	300	51			520

6572 Waterpump pliers FastGRIP

patent, box joint with dual support, fast adjustment on the work piece via push button, freely adjustable, easy super fine adjustment with 10 snap-in points (180 mm), 12 snap-in points (240 mm), 15 snap-in points (300 mm), induction hardened jaw toothing - extremely hard and durable, safety clamping protection against squeezing injuries, Chrome Vanadium.



65 72 6 240

Code	L mm	Jaw opening max. mm	Head	Handles	⚖ g
65 72 6 180	180	28	polished	dip-coated with sure-grip surface	236
65 72 6 240	240	37			393
65 72 6 300	300	44			530

6573 PowerGRIP pliers wrench

patent, box joint, fast adjustment via button press directly on the work piece, freely adjustable, easy super fine adjustment, high transmission ratio for noticeable amplification of manual force, for work pieces with parallel surfaces (nuts, screws etc.), also ideal for bending thin parallel work pieces (e.g. metal sheet), parallel jaws without profile to protect surface coated work pieces, "Ratchet effect" for screws by using the jaw stroke, extremely resistant overall construction, high quality tempered.



65 73 5 300

Code	L mm	Jaw opening max. mm	Head	Handles	⚖ g
65 73 5 180	192	36	chrome plated	dip-coated with sure-grip surface	291
65 73 5 250	253	46			485
65 73 5 300	300	60			661

6554 Waterpump pliers, with rapid adjustment

DIN ISO 8976 (No 207 c),
box joint "hook" adjustment,
jaw with slot, Chrome Vanadium.



65 54 4 250

Code	L mm	Jaw opening max. mm	Head	Handles	⚖ g
65 54 4 250	250 ¹⁾	50	chrome plated	chrome plated, chequered	476
65 54 4 375	375	70			1066

¹⁾ anti-squeeze protection

6954 Spare springs for No 6554

Code	Spare spring for No	⚖ g
69 54 0 002	65544250	3
69 54 0 003	65544375	4

6555 MINI-waterpump pliers

Chrome Vanadium.



Code	L mm	Jaw opening max. mm	Head	Handles	Δ g
65 55 5 125	125	15	chrome plated	dip-coated	78

Pipe wrenches

6549 Pipe wrenches

Type B, 45°, DIN 5234.



65 49 0 315

Code	size	L mm	Jaw opening max. mm	Head	Handles	Δ g
65 49 0 315	1	326	45	red lacquered	red lacquered	780
65 49 0 420	1 1/2	440	61			1626
65 49 0 555	2	560	82			2780

6556 Swedish pattern wrenches

Type A, 90°, DIN 5234.



65 56 0 310

Code	size	L mm	Jaw opening max. mm	Head	Handles	Δ g
65 56 0 310	1	316	47	red lacquered	red lacquered	780
65 56 0 420	1 1/2	422	63			1560
65 56 0 560	2	542	82			2676

6557 S-shaped Swedish pattern wrenches

Type C, DIN 5234.



65 57 0 320

Code	size	L mm	Jaw opening max. mm	Head	Handles	Δ g
65 57 0 320	1	327	47	red lacquered	red lacquered	811
65 57 0 416	1 1/2	440	66			1595
65 57 0 535	2	560	81			2677

6558 "Heavy Duty" pipe wrenches

US-standard GGG-W-651 Type II, category A.



65 58 0 300

Code	size	L mm	Jaw opening max. mm	Head	Handles	Δ g
65 58 0 250	10"	250	49	black lacquered	red lacquered	805
65 58 0 300	12"	300	61			1255
65 58 0 350	14"	350	61			1665
65 58 0 450	18"	450	77			2660
65 58 0 600	24"	600	90			4295

Pliers

6559 "Stillson" pipe wrenches

US-standard GGG-W-651 Type I, category A.



Code	size	L mm	Jaw opening max. mm	Head	Handles	⚖ g
65 59 0 250	10"	250	35	black lacquered	red lacquered	550
65 59 0 300	12"	300	43			750
65 59 0 350	14"	350	49			1080
65 59 0 450	18"	450	61			1725
65 59 0 600	24"	600	77			3000

Self Grip Wrenches

6561 Wide jaw self grip wrench

80 mm jaw width, quick release lever,
Chrome Vanadium.



Code	L mm	S mm	Head	Handles	⚖ g
65 61 2 175	175	20	bright nickel-plated	bright nickel-plated	364

6562 Parallel jaw self grip wrench

forged jaws, quick release lever,
Chrome Vanadium.



Code	L mm	S mm	Head	Handles	⚖ g
65 62 2 250	250	50	bright nickel-plated	bright nickel-plated	700

6562/1 6562/2 Parallel jaw self grip wrenches

forged jaws, quick release lever, for small round parts (V-cutout in one jaw) and also suitable for larger workpieces, also ideal for gently gripping sensitive workpieces, Chrome Vanadium.



6562/1



6562/2

Code	L mm	S mm	Head	Handles	⚖ g
65 62 2 100	250	100	bright nickel-plated	bright nickel-plated	985
65 62 2 200	250	200			1154

6962 Plastic protective jaws for parallel jaw self grip wrenches No 6562/1 and No 6562/2

1 pair, provides additional protection for clamped workpieces.

Code	⚖ g
69 62 0 001	10

6563 Universal self grip wrenches

forged jaws (one straight, one contoured), quick release lever, Chrome Vanadium.



6563 2 175

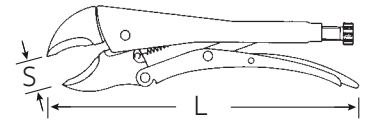
Code	L mm	S mm	Head	Handles	Δ g
6563 2 175	175	25	bright nickel-plated	bright nickel-plated	320
6563 2 250	250	30			500

6564 Self grip wrenches

forged contoured jaws, quick release lever, wire cutter, Chrome Vanadium.



6564 2 175



Code	L mm	S mm	Head	Handles	Δ g
6564 2 145	145	14	bright nickel-plated	bright nickel-plated	175
6564 2 175	175	30			323
6564 2 250	250	40			550
6564 2 300	300	65			977

6565 Welders self grip wrench

with quick release lever, Chrome Vanadium.



Code	L mm	S mm	Head	Handles	Δ g
6565 2 280	280	65	bright nickel-plated	bright nickel-plated	941

6566 Pipe welders self grip wrench

with quick release lever, Chrome Vanadium.



Code	L mm	S mm	Head	Handles	Δ g
6566 2 280	280	85	bright nickel-plated	bright nickel-plated	944

6567 C-Clamp self grip wrenches

with quick release lever, Chrome Vanadium.



6567 2 280

Code	L mm	S mm	Head	Handles	Δ g
6567 2 175	175	75	bright nickel-plated	bright nickel-plated	236
6567 2 280	280	85			694

Pliers

6568 Long reach grip wrenches

extra large capacity, quick release lever, Chrome Vanadium.



65 68 2 460

Code	L mm	S mm	Head	Handles	⌀ g
65 68 2 460	460	180	bright nickel-plated	bright nickel-plated	1100
65 68 2 600	600	240			1372

6571 Long nose self grip wrench

specially suitable for narrow, tapering access, with quick-release lever, Chrome Vanadium.



Code	L mm	S mm	Head	Handles	⌀ g
65 71 2 165	165	23	bright nickel-plated	bright nickel-plated	190

Wire Twisting Pliers

6575 Wire twisting pliers

for wire locking of metal fasteners, with side cutter, serrated jaws for positive grip, jaws angled by 40°, suitable for locking wires up to \varnothing 1.6 mm (dec. in. 0.06), **for clockwise and anticlockwise use**, with automatic return action, Chrome Vanadium.



65 75 1 220

65 75 1 280



Code	L mm	Head	Handles	⌀ g
65 75 1 220	230	gunmetal finish, polished	gunmetal finish	330
65 75 1 280	280			440

Various Gripping Pliers

6576N Connector pliers

replaceable plastic jaws, 4 adj. positions, for use on screw connections incl. Canon-connectors, or any light alloy or other tube connections, surfaces of which must not be damaged, Chrome Vanadium.



Code	L mm	Head	Handles	⌀ g
65 76 5 231	230	chrome plated	dip-coated	288

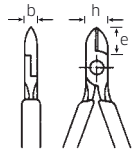
6976 Loose plastic jaws for No 6576N

Code	⌀ g
69 76 0 001	4

Side Cutters

6600 Side cutters ✂

DIN ISO 5749, Form B, precision cutting edges for all wires incl. piano wire, high quality alloy steel, bevelled cutting edges induction hardened, approx. 63 HRC.



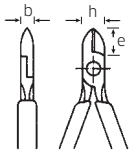
Code	L mm	Head	Handles	e mm	h mm	b mm	①	②	③	④	Δ g
6600 3 130	125	polished	multi-component handles with softer layers	24	17	8.6	2.8	2.3	1.5	1.25	110
6600 3 145	140			25.7	18.5	8.2	3	2.5	1.8	1.6	147
6600 3 160	160			29.5	22.5	9.5	3	2.8	2	1.6	188
6600 3 180	180			32	23.5	11	3.8	3	2.5	2	242
6600 5 130	125	chrome plated	multi-component handles with softer layers	24	17	8.6	2.8	2.3	1.5	1.25	105
6600 5 145	140			25.7	18.5	8.2	3	2.5	1.8	1.6	160
6600 5 160	160			29.5	22.5	9.5	3	2.8	2	1.6	190
6600 5 180	180			32	23.5	11	3.8	3	2.5	2	255
6600 6 130	125	polished	dip-coated with sure-grip surface	24	17	8.6	2.8	2.3	1.5	1.25	92
6600 6 145	140			25.7	18.5	8.2	3	2.5	1.8	1.6	121
6600 6 160	160			29.5	22.5	9.5	3	2.8	2	1.6	165
6600 6 180	180			32	23.5	11	3.8	3	2.5	2	205

① Cutting capacity in mm for soft wire
③ Cutting capacity in mm for hard wire

② Cutting capacity in mm for medium hard wire
④ Cutting capacity in mm for piano wire

6601 Side cutter ✂

as No 6600, mini bevel, fitted with double leaf spring.



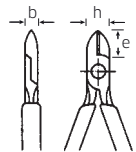
Code	L mm	Head	Handles	e mm	h mm	b mm	①	②	③	④	Δ g
6601 6 110	110	polished	dip-coated with sure-grip surface	15	15	8.5	2.5	1.5	1.2	0.8	69

① Cutting capacity in mm for soft wire
③ Cutting capacity in mm for hard wire

② Cutting capacity in mm for medium hard wire
④ Cutting capacity in mm for piano wire

6602 Heavy duty side cutters ✂

DIN ISO 5749, Form A, precision cutting edges for all wires incl. piano wire, high quality alloy steel, bevelled cutting edges induction hardened, approx. 63 HRC.



Code	L mm	Head	Handles	e mm	h mm	b mm	①	②	③	④	Δ g
6602 3 140	140	polished	multi-component handles with softer layers	23.5	20	9	4	3.1	2	1.5	156
6602 3 160	160			25.5	25	9.5	4	3.4	2.5	2	203
6602 3 180	180			27.5	26.5	10.5	4	3.8	2.7	2.2	251
6602 3 200	200			31	28	11.5	4	4	3	2.5	305
6602 3 250	250			32	29.5	12	4	4	3.5	3	407
6602 5 140	140	chrome plated	multi-component handles with softer layers	23.5	20	9	4	3.1	2	1.5	145
6602 5 160	160			25.5	25	9.5	4	3.4	2.5	2	200
6602 5 180	180			27.5	26.5	10.5	4	3.8	2.7	2.2	290
6602 5 200	200			31	28	11.5	4	4	3	2.5	310
6602 5 250	250			32	29.5	12	4	4	3.5	3	409
6602 6 140	140	polished	dip-coated with sure-grip surface	23.5	20	9	4	3.1	2	1.5	140
6602 6 160	160			25.5	25	9.5	4	3.4	2.5	2	170
6602 6 180	180			27.5	26.5	10.5	4	3.8	2.7	2.2	230
6602 6 200	200			31	28	11.5	4	4	3	2.5	260
6602 6 250	250			32	29.5	12	4	4	3.5	3	375

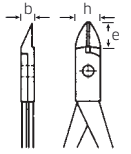
① Cutting capacity in mm for soft wire
③ Cutting capacity in mm for hard wire

② Cutting capacity in mm for medium hard wire
④ Cutting capacity in mm for piano wire

Oblique Cutter

6612 Mechanics oblique cutter

suitable for use on miniature mechanical and electronic components, precision cutting edges for hard and soft wire, head angled by 28°, Cu-wire 0.25 mm \varnothing may be cut at tips, alloy steel of highest quality, induction hardened mini-bevelled cutting edges, approx. 60 HRC.



Code	L mm	Head	Handles	e mm	h mm	b mm	①	②	③	$\frac{\Delta}{g}$
66 12 5 185	185	chrome plated	dip-coated with sure-grip surface	14	13.5	9.5	2	1.8	1.5	145

① Cutting capacity in mm for soft wire
③ Cutting capacity in mm for hard wire

② Cutting capacity in mm for medium hard wire

Top Cutters

6618 Top cutters, heavy duty

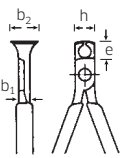
DIN ISO 5748, precision cutting edges for all wires, incl. piano wire, alloy steel of highest quality, induction hardened bevelled cutting edges, approx. 63 HRC.



66 18 5 160



66 18 6 160



Code	L mm	Head	Handles	e mm	h mm	b ₁ mm	b ₂ mm	①	②	③	④	$\frac{\Delta}{g}$
66 18 5 160	160	chrome plated	multi-component handles with softer layers	17	26	11.5	24	3.8	3	2.5	2	240
66 18 6 160	160	polished	dip-coated with sure-grip surface	17	26	11.5	24	3.8	3	2.5	2	211

① Cutting capacity in mm for soft wire
③ Cutting capacity in mm for hard wire

② Cutting capacity in mm for medium hard wire
④ Cutting capacity in mm for piano wire

6617 Lever action top cutters

DIN ISO 5748, for piano wire, special steel.



66 17 0 215

Code	L mm	Head	Handles	①	②	③	④	$\frac{\Delta}{g}$
66 17 0 180	180	polished	black lacquered	3.5	3	2.5	2.25	394
66 17 0 215	215			4	3.5	2.8	2.5	440
66 17 0 235	235			4	3.5	3	2.75	467

① Cutting capacity in mm for soft wire
③ Cutting capacity in mm for hard wire

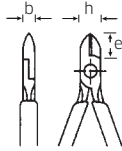
② Cutting capacity in mm for medium hard wire
④ Cutting capacity in mm for piano wire



Plastic side-cutters

6670 Plastic side-cutter

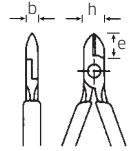
for plastic injection mouldings, with particularly narrow, straight cutting edges, with no bevel to enable flush trimming of sprues and burrs, only for thin sprues made of soft thermoplastic, with spring-loaded opening, induction-hardened cutting edges.



Code	L mm	Head	Handles	e mm	h mm	b mm	Δg
6670 6 120	120	polished	dip-coated with sure-grip surface	13	11	7	56

6673 Plastic side-cutters

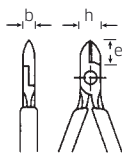
for plastic injection mouldings, with raised cutting edges, 20° angled, with no bevel to enable flush trimming of sprues and burrs, with spring-loaded opening, induction-hardened cutting edges.



Code	L mm	Head	Handles	e mm	h mm	b mm	Δg
6673 6 130	130	polished	dip-coated with	22	17	8.5	107
6673 6 145	145		sure-grip surface	23	18	9.5	119
6673 6 160	160			28	18	10.5	165

6671 Plastic side-cutter

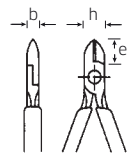
for plastic injection mouldings, with particularly narrow, straight cutting edges, 45° angled, with no bevel to enable flush trimming of sprues and burrs, only for thin sprues made of soft thermoplastic, with spring-loaded opening, induction-hardened cutting edges.



Code	L mm	Head	Handles	e mm	h mm	b mm	Δg
6671 6 120	120	polished	dip-coated with sure-grip surface	12	11	7	56

6674 Plastic side-cutter

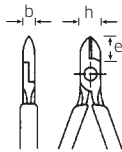
for plastic injection mouldings, with convex cutting edge, with no bevel to enable flush trimming of sprues and burrs, with spring-loaded opening, induction-hardened cutting edges.



Code	L mm	Head	Handles	e mm	h mm	b mm	Δg
6674 6 160	160	polished	dip-coated with sure-grip surface	28	20	11	162

6672 Plastic side-cutters

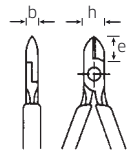
for plastic injection mouldings, with straight cutting edges, 20° angled, with no bevel to enable flush trimming of sprues and burrs, with spring-loaded opening, induction-hardened cutting edges.



Code	L mm	Head	Handles	e mm	h mm	b mm	Δg
6672 6 130	130	polished	dip-coated with	22	16	9	107
6672 6 145	145		sure-grip surface	25	17	10	120
6672 6 160	160			28	18	10	161

6676 Plastic side-cutters

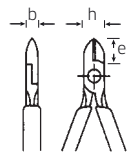
For plastic injection mouldings, with straight cutting edges, 30° angled, with no bevel to enable flush trimming of sprues and burrs, with spring-loaded opening, induction-hardened cutting edges.



Code	L mm	Head	Handles	e mm	h mm	b mm	Δg
6676 6 130	130	polished	dip-coated with	19	16.5	8.5	105
6676 6 145	145		sure-grip surface	21	18.5	9.5	125
6676 6 160	160			28	20	11	165

6677 Plastic side-cutter

for plastic injection mouldings, with straight cutting edges, 90° angled, with no bevel to enable flush trimming of sprues and burrs, with spring-loaded opening, induction-hardened cutting edges.



Code	L mm	Head	Handles	e mm	h mm	b mm	Δg
6677 6 160	160	polished	dip-coated with sure-grip surface	25	21	10	166

Pliers

Wire Stripping Pliers

6622 Wire stripping pliers

with adjustment screw to cut insulation only on wire or cable, max. 5 mm Ø 10 mm² conductor cross-section.



66 22 5 160



66 22 6 160

Code	L mm	Head	Handles	⚖ g
66 22 5 160	160	chrome plated	multi-component handles with softer layers	195
66 22 6 160	160	polished	dip-coated with sure-grip surface	134

6623 Wire stripping pliers

for wires from 0.5 to 5 mm Ø, self adjusting, cutter hole for cutting wire or stranded wires up to 5 mm Ø, special steel.



Code	L mm	Head	Handles	⚖ g
66 23 5 160	160	chrome plated	multi-component handles with softer layers	180

6923 Replacement stripping knives (1 pair) for No 6623

Code	⚖ g
69 23 0 001	11

6624 Wire stripping pliers

for wires from 0.3 to 1.2 mm Ø, self adjusting, cutter hole for cutting wire or stranded wires up to 5 mm Ø, special alloy steel.



Code	L mm	Head	Handles	⚖ g
66 24 5 160	160	chrome plated	multi-component handles with softer layers	186

Cable Shear

6630 Cable shear

for copper- and light alloy cables. Easy, single handed operation. Special cutting edges geometry to avoid pressure marks and frayed ends, adjustable joint, anti-squeeze protection, not suitable for steel- or armoured cables.



Code	L mm	Head	Handles	⑦	⑧	⑨	⚖ g
66 30 5 220	220	chrome plated	dip-coated with sure-grip surface	16	35	70	332

⑦ cutting capacity in mm² for single wire Al-/Cu-Cable

⑧ cutting capacity in mm² for multiple wire Al-/Cu-Cable

⑨ cutting capacity in mm² for thin wire Al-/Cu-Cable

Crimping Pliers

6634 Crimping pliers

with half round profile, for reliable crimping of terminal sleeves DIN 46228, 8 deep slots with tapering side walls, crimping within the size marked profiles in one operation.



Code	L mm	Head	Handles	crimping range mm ²	⌀ g
6634 6220	220	gunmetal finish	dip-coated with sure-grip surface	0.25; 0.5; 0.75; 1; 1.5; 2.5; 4; 6; 10; 16	240

6637 Crimping pliers

for use with terminal sleeves with or without an insulating collar in accordance with DIN 46228

- high precision crimping
- easy-action force transmission coupled with simple handling
- unlockable autolock
- accurately ground profiles
- crimp shape: □



Code	L mm	Head	Handles	crimping range mm ²	⌀ g
6637 0195	195	gunmetal finish	with plastic sleeves	0.08 - 10	298

6638 Crimping pliers

for red/blue/yellow insulated cable lugs, pin-type cable lugs, flat plugs and sleeves, round plugs and sleeves, butt and parallel connectors

- unlockable autolock
- easy handling
- stripping and cutting device, refer to No 6966
- crimp shape: ○




Code	L mm	Head	Handles	crimping range mm ²	⌀ g
6638 0220	220	gunmetal finish	with plastic sleeves	red = 0.5-1(AWG 20-18); blue = 1.5-2.5 (AWG 16-14); yellow = 4-6 (AWG 12-10)	477

6639 Crimping pliers

for non-insulated flat plugs and flat sleeves for nominal DIN widths F2.8; F4.8; F6.3; F9.5

- unlockable autolock
- easy handling
- stripping and cutting device, refer to No 6966
- crimp shape: ☺

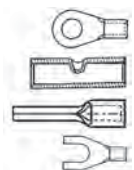


Code	L mm	Head	Handles	crimping range mm ²	⌀ g
6639 0220	220	gunmetal finish	with plastic sleeves	0.25-0.5 (AWG 24-20); 0.5-1 (AWG 20-18); 4-6 (AWG 12-10); 1.5-2.5 (AWG 16-14)	483

6640 Crimping pliers

for non-insulated cable lugs and tubular cable lugs with closed crimp sleeves

- unlockable autolock
- easy handling
- stripping and cutting device, refer to No 6966
- crimp shape: ☺



Code	L mm	Head	Handles	crimping range mm ²	⌀ g
6640 0220	220	gunmetal finish	with plastic sleeves	0.1-0.35 (AWG 26-22); 0.5-1 (AWG 20-18); 1.5-2.5 (AWG 16-14); 4-6 (AWG 12-10); 10-16 (AWG 8-6)	465

Pliers

6641 Crimping pliers

for use with terminal sleeves with or without an insulating collar in accordance with DIN 46228

- unlockable autolock
- easy handling
- stripping and cutting device, refer to No 6966
- crimp shape: □



Code	L mm	Head	Handles	crimping range mm ²	Δ g
66 41 0 220	220	gunmetal finish	with plastic sleeves	0.14-0.5; 0.75-1.5; 2.5; 4; 6; 10	536

6966 Stripping and cutting tool

for stripping wires from 0.5 to 6 mm Ø.

Cables can also be cut.

For use with crimping pliers No 6638, 6639, 6640 and 6641.



Code	Δ g
69 66 0 000	37

Various Cutting Pliers

6660 Steel fixers pincers

DIN ISO 9242, limit on opening angle to ensure single-handed closure (registered design), little effort required due to optimised cutter geometry, induction-hardened cutters provide excellent resistance to wear, special steel, drop-forged, oil hardened



Code	L mm	Head	Handles	Δ g
66 60 1 220	224	polished	black lacquered	318
66 60 1 250	250			390
66 60 1 280	280			434

6661 Pincers

DIN ISO 9243, special steel, drop-forged, oil hardened.



Code	L mm	Head	Handles	Δ g
66 61 1 180	180	polished	black lacquered	322
66 61 1 200	200			350

6662 Heavy Duty steel fixer pincers

DIN ISO 9243, induction-hardened cutting edges, high wear resistance, extremely low cutting force effort due to very large lever effect and optimum cutting edges geometry. Clearly damped cutting shock due to "elastic" pliers body, therefore ideal for continuous use special steel.

Ultra-slim design, ideal for binding recessed reinforcing bars. Special steel, drop-forged, oil hardened.



Code	L mm	Head	Handles	Δ g
66 62 4 300	300	chrome plated, polished	chrome plated	478

6702 Set with 4 pliers, chrome plated

Handles chequered, in plastic inlay

Content:

- 6543** Circlip pliers, J2
- 6544** Circlip pliers, J21
- 6545** Circlip pliers, A2
- 6546** Circlip pliers, A21



Code	⚠ g
96 65 0004	590

6706 Set with 3 pliers, polished

dip-coated, in plastic inlay

Content:

- 6501** Combination pliers, 180 mm
- 6602** Heavy duty side cutter, 160 mm
- 6529** Snipe nose pliers, 200 mm



Code	⚠ g
96 65 0008	750

6703 Set with 3 pliers, chrome plated

multi-component handles with softer layers, in plastic inlay

Content:

- 6501** Combination pliers, 180 mm
- 6602** Heavy duty side cutter, 160 mm
- 6529** Snipe nose pliers, 200 mm



Code	⚠ g
96 65 0005	810

6705 Set with 3 pliers, polished

dip-coated, in plastic inlay

Content:

- 6551** Waterpump pliers, 240 mm, lacquered
- 6501** Combination pliers, 180 mm
- 6602** Heavy duty side cutter, 160 mm



Code	⚠ g
96 65 0007	880

6704 Set with 3 pliers, chrome plated

multi-component handles with softer layers (No 6501, 6602), in plastic inlay

Content:

- 6551** Waterpump pliers, 240 mm
- 6501** Combination pliers, 180 mm
- 6602** Heavy duty side cutter, 160 mm



Code	⚠ g
96 65 0006	950


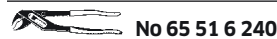



Sets of pliers in plastic inlays also suitable for Workbench No 92KM G, Tool trolleys No 90, 95, 95VA, 98VA, Magazine case No 920 and Wheely box No 922N (Modular system see page 42-71)

ES 6501-6602/7A



530 x 350 x 40 mm, 7 pieces

Code	⚠ g
96 83 81 21	2085



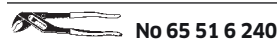


83 81 20 21	Empty tray	307
--------------------	------------	-----

ES 6501-6602/7B



530 x 350 x 40 mm, 7 pieces

Code	⚠ g
96 83 81 32	2055



83 81 20 21	Empty tray	307
--------------------	------------	-----

Pliers

TCS 6501-6602/3



175 x 350 x 40 mm, 3 pieces

Code	$\Delta \nabla$ g
96 83 87 75	1125

- No 65 01 5 200**
- No 65 51 6 300**
- No 66 02 5 180**

TCS 6501-6602/4



175 x 350 x 35 mm, 4 pieces

Code	$\Delta \nabla$ g
96 83 81 79	1000

- No 65 01 5 180**
- No 65 29 5 200**
- No 65 51 6 240**
- No 66 02 5 160**

TCS 6501-6602/4N



175 x 350 x 35 mm, 4 pieces

Code	$\Delta \nabla$ g
96 83 06 22	1080

- No 65 01 5 180**
- No 65 29 5 200**
- No 65 72 6 240**
- No 66 02 5 160**

TCS 6543-6564/3



175 x 350 x 30 mm, 3 pieces

Code	$\Delta \nabla$ g
96 83 81 80	815

- No 65 43 4 002**
- No 65 45 4 002**
- No 65 64 2 250**

TCS 6543-6546/4




175 x 350 x 30 mm, 4 pieces

Code	$\Delta \nabla$ g
96 83 06 08	626

- No 65 43 4 002**
- No 65 44 4 021**
- No 65 45 4 002**
- No 65 46 4 021**

TCS 6534-6545/6



350 x 350 x 30 mm, 6 pieces

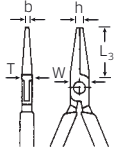
Code	$\Delta \nabla$ g
96 83 21 00	1070

- No 65 34 5 280**
- No 65 35 5 200**
- No 65 43 4 001**
No 65 43 4 002
- No 65 45 4 001**
No 65 45 4 002

Electronics Pliers, suitable for electrostatic discharge (ESD) applications

6517 Electronics flat nose pliers

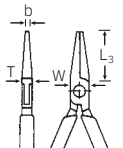
DIN ISO 9655, designed for use on miniature electronic and mechanical components, welded on double leaf spring, precision jaws, smooth, tapering, box joint for precise movement.



Code	L mm	Head	Handles	L ₃ mm	W mm	D mm	h mm	b mm	g
65 17 6 120	125	polished	dip-coated with sure-grip surface, ESD applications	20	9	6.5	1.5	3	47

6526 Electronics round nose pliers

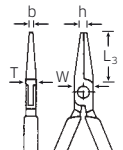
DIN ISO 9655, designed for use on miniature electronic and mechanical components, welded on double leaf spring, round precision jaws, smooth, thin, box joint for precise movement.



Code	L mm	Head	Handles	L ₃ mm	W mm	D mm	b mm	g
65 26 6 120	125	polished	dip-coated with sure-grip surface, ESD applications	22	9	6.5	1.25	45

6540 Electronics snipe nose pliers

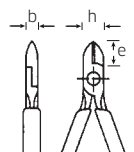
DIN ISO 9655, designed for use on miniature electronic and mechanical components, welded on double leaf spring, half round, smooth precision jaws, tapering, box joint for precise movement.



Code	L mm	Head	Handles	L ₃ mm	W mm	D mm	h mm	b mm	g
65 40 6 120	125	polished	dip-coated with sure-grip surface, ESD applications	21	9	6.5	1	1	50

6603 Electronics side cutter

strong, slim pattern, suitable for use on miniature electronic components, precision cutting edges, mini bevel, suitable for soft and hard wire, incl. piano wire, Cu-wire of 0.2 mm \varnothing can be cut at the tips, welded on double leaf spring, alloy steel of highest quality, induction hardened cutting edges approx. 63 HRC.



Code	L mm	Head	Handles	e mm	h mm	b mm	①	②	③	④	g
6603 6 115	115	polished	dip-coated with sure-grip surface, ESD applications	14	11	6.5	1.5	1	0.8	0.5	60

① Cutting capacity in mm for soft wire

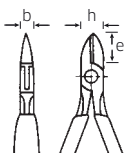
② Cutting capacity in mm for medium hard wire

③ Cutting capacity in mm for hard wire

④ Cutting capacity in mm for piano wire

6605 Electronics side cutter

DIN ISO 9654, with wire catch to prevent uncontrolled disposal of off-cuts, box joint for precise movement, precision cutting edges, mini bevel, suitable for soft and hard wire, welded on double leaf spring, alloy steel of highest quality, induction hardened cutting edges, approx. 63 HRC.



Code	L mm	Head	Handles	e mm	h mm	b mm	①	②	③	④	g
6605 6 110	112	polished	dip-coated with sure-grip surface, ESD applications	13	10.5	7	1.5	1	0.8	0.6	64

① Cutting capacity in mm for soft wire

② Cutting capacity in mm for medium hard wire

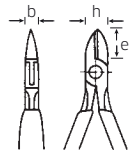
③ Cutting capacity in mm for hard wire

④ Cutting capacity in mm for piano wire

Pliers

6606 Electronics side cutters

DIN ISO 9654, strong model, box joint for precise movement, precision cutting edges, mini bevel, suitable for piano wire, Cu-wire 0.25 mm \varnothing can be cut at tips, welded on double leaf spring, alloy steel of highest quality, induction hardened cutting edges, approx. 63 HRC.



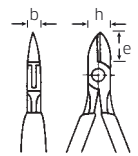
Code	L mm	Head	Handles	e mm	h mm	b mm	①	②	③	④	$\frac{\Delta}{g}$	
6606 6110	112	polished	dip-coated with sure-grip surface, ESD applications	13	12	7.5	1.5	1	0.8	0.6	0.6	64
6606 6130	125			18	16	10	1.7	1.2	1	0.8	104	

① Cutting capacity in mm for soft wire
③ Cutting capacity in mm for hard wire

② Cutting capacity in mm for medium hard wire
④ Cutting capacity in mm for piano wire

6607 Electronics side cutters

DIN ISO 9654, slim tapered head for use in confined spaces, box joint for precise movement, precision cutting edges, no bevel suitable for flush cutting of soft and medium hard wire, Cu- and diode wires, welded on double leaf spring, alloy steel of highest quality, induction hardened cutting edges, approx. 63 HRC.



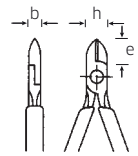
Code	L mm	Head	Handles	e mm	h mm	b mm	①	②	$\frac{\Delta}{g}$
6607 6110	112	polished	dip-coated with sure-grip surface, ESD applications	13	12	7.5	1.5	1	64
6607 6130	125			18	16	10	1.5	1	104

① Cutting capacity in mm for soft wire

② Cutting capacity in mm for medium hard wire

6604 Mini-electronics side cutter

DIN ISO 9654, light, slim pattern, especially suitable for use on miniature electronic components, precision cutting edges, mini bevel, suitable for soft and hard wire, Cu-wire of 0.2 mm \varnothing can be cut at the tips, welded on double leaf spring, alloy steel of highest quality, induction hardened cutting edges, approx. 63 HRC.



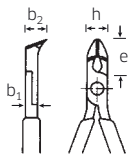
Code	L mm	Head	Handles	e mm	h mm	b mm	①	②	③	④	$\frac{\Delta}{g}$
6604 6110	112	polished	dip-coated with sure-grip surface, ESD applications	11	9	6	1	0.8	0.6	0.4	49

① Cutting capacity in mm for soft wire
③ Cutting capacity in mm for hard wire

② Cutting capacity in mm for medium hard wire
④ Cutting capacity in mm for piano wire

6613 Electronics oblique cutter

DIN ISO 9654, tapered head for use in confined spaces, precision cutting edges for hard and soft wire, head angled by 55°, Cu-wire 0.25 mm \varnothing may be cut at the tips, welded on double leaf spring, alloy steel of highest quality, induction hardened mini-bevelled cutting edges, approx. 62 HRC.



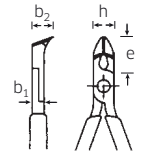
Code	L mm	Head	Handles	e mm	h mm	b ₁ mm	b ₂ mm	①	②	③	④	$\frac{\Delta}{g}$
6613 6115	112	polished	dip-coated with sure-grip surface, ESD applications	11	11	7.5	10.5	1	0.8	0.6	0.4	82

① Cutting capacity in mm for soft wire
③ Cutting capacity in mm for hard wire

② Cutting capacity in mm for medium hard wire
④ Cutting capacity in mm for piano wire

6614 Electronics oblique cutter

DIN ISO 9654, as No 6613, but without bevelled cutting edges, for flush cutting of soft and medium hard Cu- and diode wires.

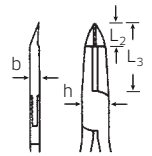


Code	L mm	Head	Handles	e mm	h mm	b ₁ mm	b ₂ mm	①	②	Δ g
6614 6115	112	polished	dip-coated with sure-grip surface, ESD applications	11	11	7.5	10.5	1	0.6	55

① Cutting capacity in mm for soft wire ② Cutting capacity in mm for medium hard wire

6615 Electronics oblique cutter

DIN ISO 9654, slim, extended head for delicate cuts in confined spaces, box joint for precise movement, precision cutting edges with mini bevel for Cu- and diode wires, head angled by 30°, welded on double leaf spring, alloy steel of highest quality.

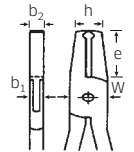


Code	L mm	Head	Handles	L ₂ mm	L ₃ mm	h mm	b mm	①	②	Δ g
6615 6115	112	polished	dip-coated with sure-grip surface, ESD applications	8	18	8	6	0.6	0.3	47

① Cutting capacity in mm for soft wire ② Cutting capacity in mm for medium hard wire

6619 Electronics top cutter

DIN ISO 9654, slim long head for use in confined space, box joint for precise movement, precision cutting edges for Cu- and diode wires, mini-bevel, welded on double leaf spring, alloy steel of highest quality.

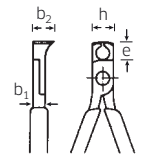


Code	L mm	Head	Handles	e mm	W mm	h mm	b ₁ mm	b ₂ mm	①	②	Δ g
6619 6115	112	polished	dip-coated with sure-grip surface, ESD applications	15.5	8.5	5.5	6	5	0.6	0.3	65

① Cutting capacity in mm for soft wire ② Cutting capacity in mm for medium hard wire

6620 Electronics top cutter

DIN ISO 9654, precision cutting edges for soft and hard wires, mini-bevel, head angled 90°, pointed head, Cu-wire 0.25 mm \varnothing may be cut at the tips, welded on double leaf spring, alloy steel of highest quality, induction hardened cutting edges, approx. 60 HRC.

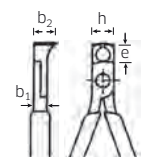


Code	L mm	Head	Handles	e mm	h mm	b ₁ mm	b ₂ mm	①	②	③	④	Δ g
6620 6115	112	polished	dip-coated with sure-grip surface, ESD applications	6.5	11	7.5	11	1	0.8	0.6	0.4	82

① Cutting capacity in mm for soft wire ② Cutting capacity in mm for medium hard wire
③ Cutting capacity in mm for hard wire ④ Cutting capacity in mm for piano wire

6621 Electronics top cutter

DIN ISO 9654, as No 6620, but without bevelled cutting edge, for flush cutting of soft and medium hard Cu- and diode wires, alloy steel of highest quality, induction hardened cutting edges, approx. 60 HRC.




Code	L mm	Head	Handles	e mm	h mm	b ₁ mm	b ₂ mm	①	②	Δ g
6621 6115	112	poliert	Kunststoff-Überzug mit gerauter Oberfläche, ESD-gesignt	6.5	11	7.5	11	1	0.6	84

① Cutting capacity in mm for soft wire ② Cutting capacity in mm for medium hard wire



1,000 volts – no problem. STAHLWILLE pliers and cutters

STAHLWILLE VDE pliers & cutters are manufactured to meet the current demands of EN 60900 and are individually tested. They are designed to provide maximum possible protection when the user is working with voltages of 1,000 volts AC.



7



1

Voltage testing

All STAHLWILLE VDE pliers and cutters are tested to AC 10,000 volts and are certified up to 1,000 volts. In other words, with a tenfold safety margin.

2

The electrical insulation

After being submerged in water for 24 hours, the pliers and cutters are subjected to 10,000 volts AC and, at the same time, the leakage current is measured for three minutes. There must be no dielectric breakdown or arcing.

3

Testing resistance to fire

The danger of fire can only be combatted through the use of non-flammable PVC. During the test, the flame on the handle must not exceed a height of 120 mm within 20 seconds.

4

Pressure tests

When they are subjected to a load of 20 N·m and a temperature of 70°C, there must be no dielectric breakdown or arcing when the tools are subjected to 5,000 volts AC.

5

Cold impact tests

The insulated handles are subjected to 2 hours at -25°C in a freezer and must still be tough enough not to shatter or break when knocked.

6

Testing the adherence of the PVC coating

The handles must still be firmly attached to the tools after about 168 hours in a heat cabinet at 70°C. This stripping test on the PVC covers is carried out for three minutes at 500 N.

VDE Pliers

6501 VDE combination pliers

DIN ISO 5746, precision cutting edges for all wires, incl. piano wire, induction hardened cutting edges, approx. 62 HRC, for long life.



6501 7 160



6501 8 160

Code	L mm	Head	Handles	③	④	⑤	⑥	$\frac{\Delta}{g}$
6501 7 160	160	chrome plated	dip-coated insulation, DIN EN 60900, \triangle \triangle AC/1000 V	1.8	1.5	10	16	202
6501 7 180	180			2	1.8	12	16	279
6501 7 200	200			2.5	2	13	16	359
6501 8 160	160	chrome plated	insulated, with plastic sleeves, DIN EN 60900, \triangle \triangle AC/1000 V	1.8	1.5	10	16	186
6501 8 180	180			2	1.8	12	16	165
6501 8 200	200			2.5	2	13	16	317

③ Cutting capacity in mm for hard wire

④ Cutting capacity in mm for piano wire

⑤ Cutting capacity in mm for cable

⑥ Cutting capacity in mm² for cable

6507 VDE flat nose pliers, short

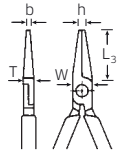
DIN ISO 5745, short, flat serrated jaws.



6507 7 160



6507 8 160



Code	L mm	Head	Handles	L ₃ mm	W mm	D mm	h mm	b mm	$\frac{\Delta}{g}$
6507 7 160	160	chrome plated	dip-coated insulation, DIN EN 60900, \triangle \triangle AC/1000 V	30	17	10	5	9	200
6507 8 160	160	chrome plated	insulated, with plastic sleeves, DIN EN 60900, \triangle \triangle AC/1000 V	30	17	10	5	9	181

6508 VDE flat nose pliers, long

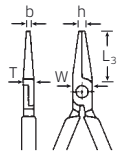
DIN ISO 5745, long, flat serrated jaws.



6508 7 160



6508 8 160



Code	L mm	Head	Handles	L ₃ mm	W mm	D mm	h mm	b mm	$\frac{\Delta}{g}$
6508 7 160	160	chrome plated	dip-coated insulation, DIN EN 60900, \triangle \triangle AC/1000 V	50	15	8	3	5	148
6508 8 160	160	chrome plated	insulated, with plastic sleeves, DIN EN 60900, \triangle \triangle AC/1000 V	50	15	8	3	5	166

6523 VDE round nose pliers, short

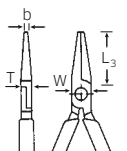
DIN ISO 5745, for bending wire loops and rings, short, round, ground jaws, fine serrations on gripping areas.



6523 7 160



6523 8 160




Code	L mm	Head	Handles	L ₃ mm	W mm	D mm	b mm	$\frac{\Delta}{g}$
6523 7 160	160	chrome plated	dip-coated insulation, DIN EN 60900, \triangle \triangle AC/1000 V	30	18	10	3	201
6523 8 160	160	chrome plated	insulated, with plastic sleeves, DIN EN 60900, \triangle \triangle AC/1000 V	30	18	10	3	176

Pliers

6524 VDE round nose pliers, long

DIN ISO 5745, for bending wire loops and rings, long, round, ground jaws, fine serrations on gripping areas.



Code	L mm	Head	Handles	L ₃ mm	W mm	D mm	b mm	△△ g
65 24 7 160	160	chrome plated	dip-coated insulation, DIN EN 60900, ⚡ ⚡ AC/1000 V	47	15.5	8.5	2.5	162
65 24 8 160	160	chrome plated	insulated, with plastic sleeves, DIN EN 60900, ⚡ ⚡ AC/1000 V	47	15.5	8.5	2.5	156

6529 VDE snipe nose pliers with cutter (radio- or telephone pliers)


DIN ISO 5745, Form A (straight), half round, long tapering, serrated jaws, with burner hole, precision cutting edges for soft and hard wires, induction hardened cutting edges, approx. 60 HRC.



Code	L mm	Head	Handles	L ₃ mm	W mm	D mm	h mm	b mm	△△ g
65 29 7 160	160	chrome plated	dip-coated insulation, DIN EN 60900, ⚡ ⚡ AC/1000 V	51	16	9	3	2.5	174
65 29 7 200	200	chrome plated	dip-coated insulation, DIN EN 60900, ⚡ ⚡ AC/1000 V	73	17	9	3	2.5	226
65 29 8 160	160	chrome plated	insulated, with plastic sleeves, DIN EN 60900, ⚡ ⚡ AC/1000 V	51	16	9	3	2.5	158
65 29 8 200	200	chrome plated	insulated, with plastic sleeves, DIN EN 60900, ⚡ ⚡ AC/1000 V	73	17	9	3	2.5	202

6530 VDE snipe nose pliers with cutter (radio- or telephone pliers)

DIN ISO 5745, Form B, bent 45°, half round, long tapering, serrated jaws, with burner hole, precision cutting edges for soft and hard wires, induction hardened cutting edges, approx. 60 HRC.



Code	L mm	Head	Handles	L ₂ mm	L ₃ mm	W mm	D mm	h mm	b mm	△△ g
65 30 7 160	160	chrome plated	dip-coated insulation, DIN EN 60900, ⚡ ⚡ AC/1000 V	24	55	16	9	3	2.5	185
65 30 7 200	200	chrome plated	dip-coated insulation, DIN EN 60900, ⚡ ⚡ AC/1000 V	28	76	17	9	3.5	2.5	230
65 30 8 160	160	chrome plated	insulated, with plastic sleeves, DIN EN 60900, ⚡ ⚡ AC/1000 V	24	55	16	9	3	2.5	154
65 30 8 200	200	chrome plated	insulated, with plastic sleeves, DIN EN 60900, ⚡ ⚡ AC/1000 V	28	76	17	9	3.5	3	201

6533 VDE mechanics snipe nose pliers

half round, long tapering, serrated jaws.



Code	L mm	Head	Handles	L ₃ mm	W mm	D mm	h mm	b mm	△△ g
65 33 7 160	160	chrome plated	dip-coated insulation, DIN EN 60900, ⚡ ⚡ AC/1000 V	50	15	8	3	2.5	147
65 33 8 160	160	chrome plated	insulated, with plastic sleeves, DIN EN 60900, ⚡ ⚡ AC/1000 V	50	15	8	3	2.5	160

6551 VDE waterpump wrench



- DIN ISO 8976 (No 207 c)
- with box joint and recess
- 7 positions
- anti-pinch mechanism
- chrome vanadium



Code	L mm	Jaw opening max. mm	Head	Handles	Δ g
6551 7 240	250	33	chrome plated	dip-coated insulation, DIN EN 60900, \triangle \triangle AC/1000 V	358

6600 VDE side cutters

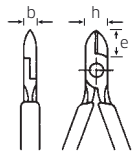
DIN ISO 5749, Form B, precision cutting edges for all wires incl. piano wire, high quality alloy steel, bevelled cutting edges induction hardened, approx. 63 HRC.



6600 7 160



6600 8 160



Code	L mm	Head	Handles	e mm	h mm	b mm	①	②	③	④	Δ g
6600 7 145	140	chrome plated	dip-coated insulation, DIN EN 60900, \triangle \triangle AC/1000 V	19	20	8.2	3	2.5	1.8	1.6	155
6600 7 160	160			23.5	20	9	3	2.8	2	1.6	215
6600 7 180	180			25.5	25	9.5	3.8	3	2.5	2	270
6600 8 145	140	chrome plated	insulated, with plastic sleeves, DIN EN 60900, \triangle \triangle AC/1000 V	19	20	8.2	3	2.5	1.8	1.6	149
6600 8 160	160			23.5	20	9	3	2.8	2	1.6	190
6600 8 180	180			25.5	25	9.5	3.8	3	2.5	2	249

- ① Cutting capacity in mm for soft wire
- ② Cutting capacity in mm for medium hard wire
- ③ Cutting capacity in mm for hard wire

- ④ Cutting capacity in mm for piano wire

6602 VDE heavy duty side cutters

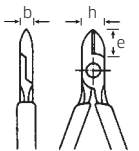
DIN ISO 5749, Form A, precision cutting edges for all wires incl. piano wire, high quality alloy steel, bevelled cutting edges induction hardened, approx. 63 HRC.



6602 7 200



6602 8 200



Code	L mm	Head	Handles	e mm	h mm	b mm	①	②	③	④	Δ g
6602 7 160	160	chrome plated	dip-coated insulation, DIN EN 60900, \triangle \triangle AC/1000 V	25.5	25	9.5	4	3.4	2.5	2	220
6602 7 200	200			31	28	11.5	4	4	3	2.5	325
6602 7 250	250			32	29.5	12	4	4	3.5	3	475
6602 8 160	160	chrome plated	insulated, with plastic sleeves, DIN EN 60900, \triangle \triangle AC/1000 V	25.5	25	9.5	4	3.4	2.5	2	210
6602 8 180	180			27.5	26.5	10.5	4	3.8	2.7	2.2	250
6602 8 200	200			31	28	11.5	4	4	3	2.5	305

- ① Cutting capacity in mm for soft wire
- ② Cutting capacity in mm for medium hard wire
- ③ Cutting capacity in mm for hard wire

- ④ Cutting capacity in mm for piano wire

6622 VDE wire stripping pliers

with adjustment screw to cut insulation only on wire or cable, max. 5 mm \varnothing 10 mm² conductor cross-section.



6622 7 160



6622 8 160

Code	L mm	Head	Handles	Δ g
6622 7 160	160	chrome plated	dip-coated insulation, DIN EN 60900, \triangle \triangle AC/1000 V	180
6622 8 160	160	chrome plated	insulated, with plastic sleeves, DIN EN 60900, \triangle \triangle AC/1000 V	168

Pliers

6623 VDE wire stripping pliers

for wires from 0.5 to 5 mm Ø, self adjusting, cutter hole for cutting wire or stranded wires up to 5 mm Ø, special steel.



Code	L mm	Head	Handles	g
66 23 7 160	160	chrome plated	dip-coated insulation, DIN EN 60900, AC/1000 V	214
66 23 8 160	160	chrome plated	insulated, with plastic sleeves, DIN EN 60900 AC/1000 V	184

6923 Replacement stripping knives (1 pair) for No 6623

Code	g
69 23 0 001	11

6630 VDE cable shear

for copper and light alloy cables. Easy, single handed operation. Special cutter geometry to avoid pressure marks and frayed ends, adjustable joint, anti-squeeze protection, not suitable for steel or armoured cables.



Code	L mm	Head	Handles	⑦	⑧	⑨	g
66 30 7 220	220	chrome plated	dip-coated insulation, DIN EN 60900, AC/1000 V	16	35	70	380

⑦ cutting capacity in mm² for single wire Al-/Cu-Cable ⑧ cutting capacity in mm² for multiple wire Al-/Cu-Cable
 ⑨ cutting capacity in mm² for thin wire Al-/Cu-Cable

TCS 6501-6600/3



175 x 350 x 40 mm, 3 pieces

Code	g
96 83 8 770	725

- No 65 01 7 180
- No 65 29 7 200
- No 66 00 7 160

Tool Control System The safety inlay system

- Designed to fit our Tool Trolleys and Tool Boxes
- With yellow signal cut-outs to show whether all tools are in their places



